


WORLD MARKET®

Assembly Instructions

Modern Adirondack Chair

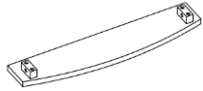
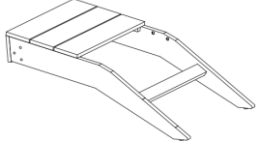
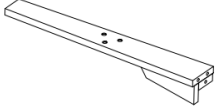
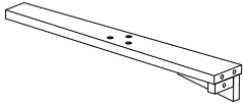
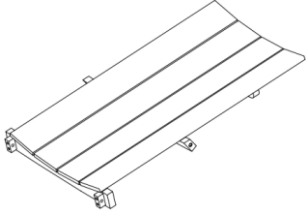
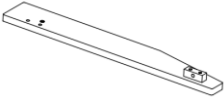
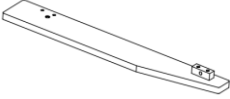
SKU-619704, 619705







THANK YOU FOR YOUR PURCHASE. IF YOU HAVE ANY QUESTIONS
PERTAINING TO THE ASSEMBLY OF THIS FURNITURE PIECE, PLEASE CONTACT
THE NEAREST WORLD MARKET STORE.
IF YOU ARE NOT NEAR A STORE, PLEASE CALL OUR CUSTOMER SERVICE CALL
CENTER TOLL FREE AT 877-967-5362 FOR ASSISTANCE.

All products sold at World Market are not for commercial use
and are intended for residential use only.

Component List

| LABEL | PICTURE | DESCRIPTION | QTY |
|-------|---|---------------|-----|
| A |  | Seat Slat | 1 |
| B |  | Seat | 1 |
| C |  | Left Leg | 1 |
| D |  | Right Leg | 1 |
| E |  | Backrest | 1 |
| F |  | Left Armrest | 1 |
| K |  | Right Armrest | 1 |

Hardware List

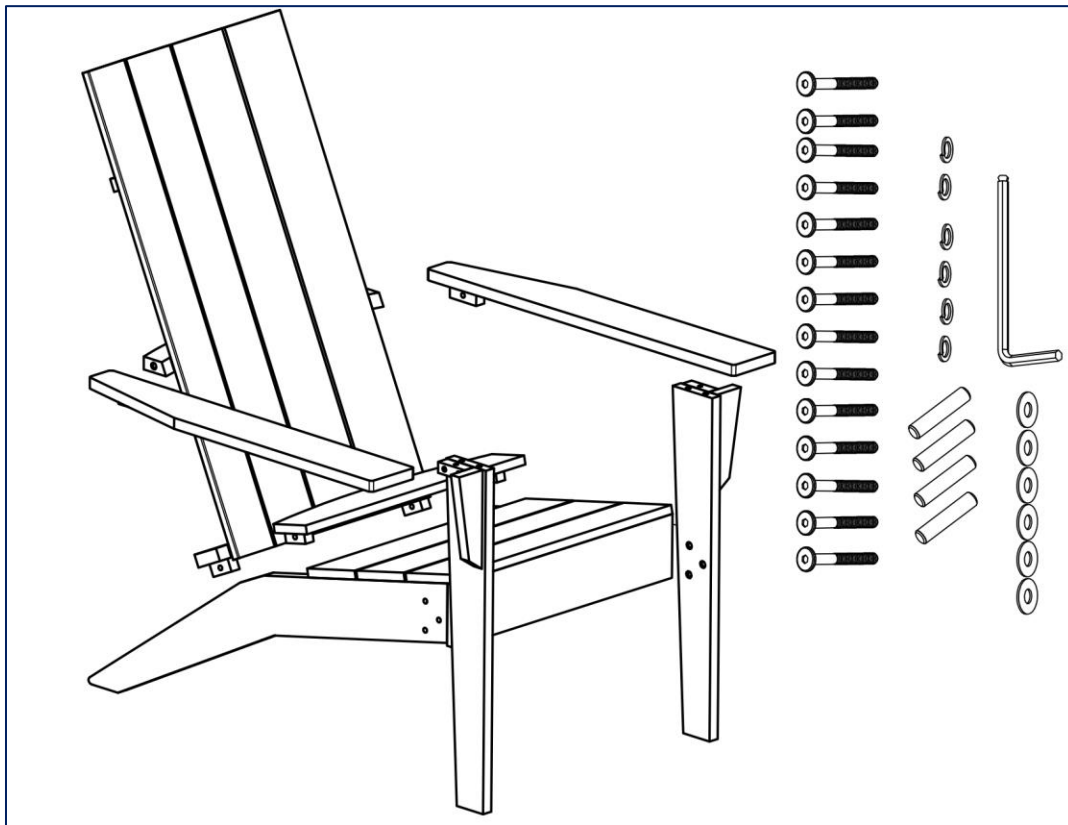
| LABEL | PICTURE | DESCRIPTION | QTY |
|-------|---|-----------------------------|-----|
| H-1 |  | Allen Bolt M6 x 35mm | 14 |
| H-2 |  | Spring Washer 1 x 7/10mm | 6 |
| H-3 |  | Flat Washer 1 x 6.5/14mm | 6 |
| H-4 |  | Wood Dowel 8 x 20mm | 4 |

Tool List

| LABEL | PICTURE | DESCRIPTION | QTY |
|-------|---|-------------|-----|
| T-1 |  | Allen Key | 1 |

Assembly Preparation

Before Beginning:



- **Unpack all hardware bags and components to ensure you have all parts.**



- **Read instructions, cover to cover.**



- **Have 2 adults on hand for assembly.**



- **Do not assemble on flooring or carpet.**



- **Assemble on a clean non-marring surface (packing foam).**



- **Save all packaging until finished.**






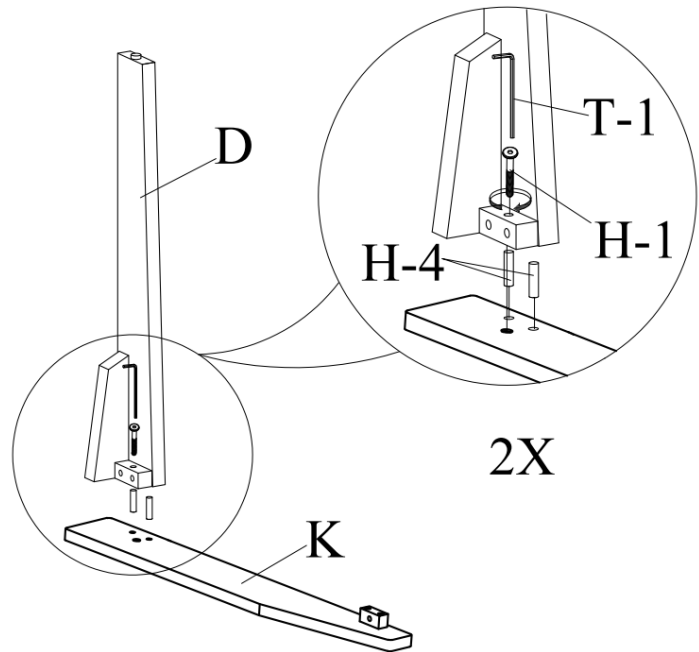
- **In case of missing parts, please contact your nearest World Market store or call our customer service call center at call 1-877-967-5362.**

Assembly Steps

Note: Do not fully tighten any bolts until the last step.



Step 1

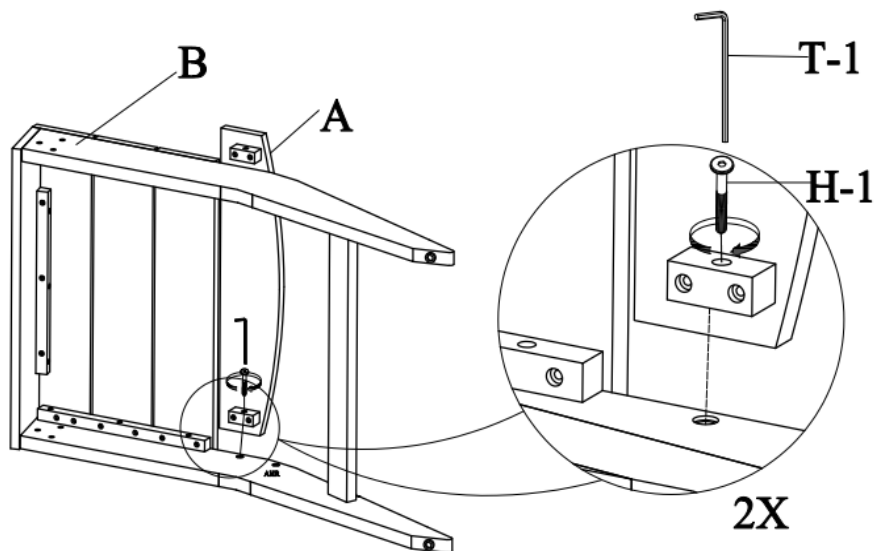
-  (H-1) Allen Bolt x 2
-  (H-4) Wood Dowel x 4
-  (T-1) Allen Key



- Place Right Armrest (K) onto a non-marring surface with the pre-drill holes facing up. Insert 2 Wood Dowels (H-4) into the parallel pre-drilled holes as shown.
- Attach Right Leg (D) to Right Armrest (K) using the 2 Wood Dowels (H-4) and Allen Bolt (H-1) through the center hole on block.
- Engage the bolt using Allen Key (T-1) but do not fully tighten it.
- Repeat the process for the Left Armrest (F) and Left Leg (C) assembly.

Step 2





-  (H-1) Allen Bolt x 2
-  (T-1) Allen Key

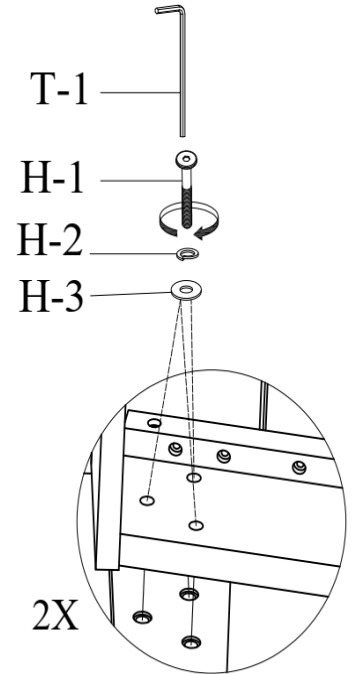
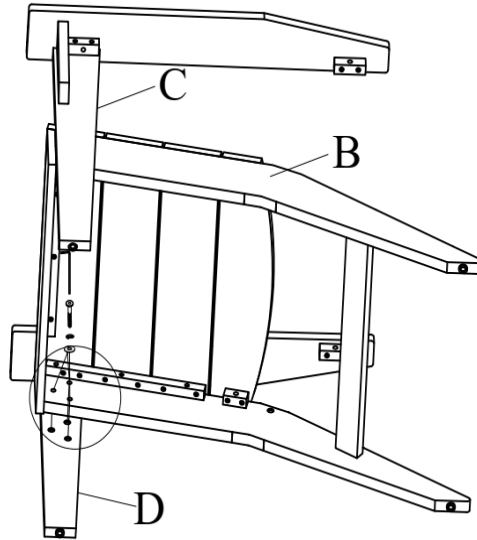


- Place Seat (B) down onto a non-marring surface and on its side as shown.
- Attach each end of Seat Slat (A) to Seat (B) using Allen Bolts (H-1) and Allen Key (T-1). Engage the bolts but do not fully tighten them.

Assembly Steps



Step 3

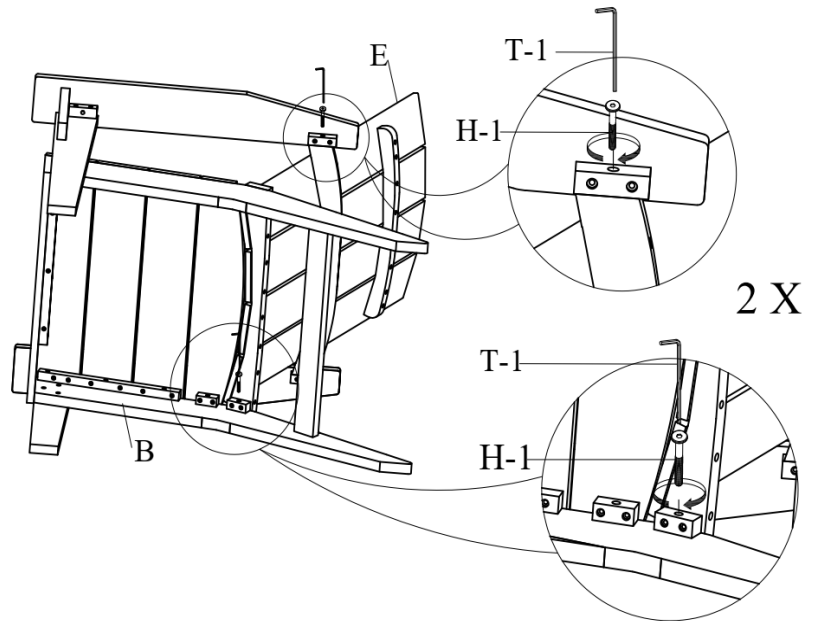
-  (H-1) Allen Bolt x 6
-  (H-2) Spring Washer x 6
-  (H-3) Flat Washer x 6
-  (T-1) Allen Key



- Attach the Right Leg (D) to the assembled Seat (B) and secure using 3 Allen Bolts (H-1), Spring Washers (H-2) and Flat Washers (H-3), stacking the hardware in the order as shown.
- Engage the bolts using Allen Key (T-1) but do not fully tighten them.
- Repeat the same process for the Left Leg (C).

Step 4

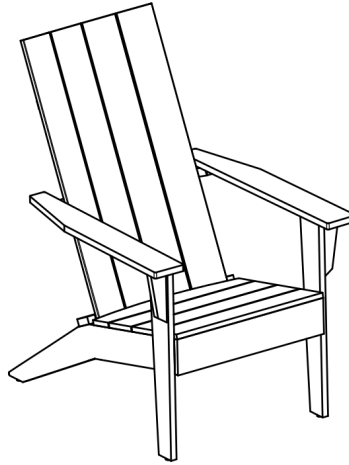
-  (H-1) Allen Bolt x 4
-  (T-1) Allen Key



- Attach Backrest (E) to each end of the Seat (B) assembly and both Armrests (C/D).
- Secure using Allen Bolts (H-1) and Allen Key (T-1). Engage the bolts but do not fully tighten them.

Assembly Steps

Step 5



Fully tighten ALL Allen bolts from Steps 1-4 at this time using Allen Key (T-1). Do not over-tighten bolts. Carefully turn the assembly upright and the chair is now ready for use.

Care & Maintenance



- Do not put hot items directly on furniture surface.



- Do not clean furniture with harsh cleansers or polish.



- Do not place furniture near heating or cooling vents.



- Do not write on furniture without a padded barrier to protect the surface.



- Store furniture or use an appropriate furniture cover during cold or inclement weather.



- All products sold at World Market are not for commercial use and are intended for residential use only.



- Dust and pick-up spills using a clean, non-colored, lint-free cloth.



- Stains may be removed with mild soap solution and damp cloth.

CAUTION

As with any wood, the color may fade if left in direct sunlight or inclement weather. For Natural wood finishes, we recommend using our Outdoor Wood Finish to help preserve the finish.

Due to the protective finish, there may be a light film on the surface of wood. To remove, wipe with a clean soft dry cloth. Do not use soap or a cleanser to remove the film. Overtime, direct sunlight will also remove the film.

WORLD MARKET. LIMITED ONE-YEAR WARRANTY – Outdoor Furniture

For your customer satisfaction, this product carries a LIMITED ONE-YEAR WARRANTY from the date of purchase. This limited warranty only applies to World Market brand furniture, and not to other furniture brands sold on World Market's website.

Where applicable, the limited warranty provides coverage for:

1. **Manufacturing, Material and Workmanship Defects:** Includes defects related to core frame/structure substrates (wood, metal and stone/tile); complete breakage of hardwood; cracking, splitting or lifting of wood veneer or laminated top surfaces caused by process failure; broken welds or improperly coated metal frame components (powder coating or painted); outdoor fabric, nautical rope and woven Textilene® defects including tears, misprints, fraying, crease marks, skip stitches or open seams; synthetic resin wicker breakage or unraveling; and other component failures that are a direct result of manufacturing or workmanship defects.
2. **Cushions:** Loss of resiliency from a material breakdown of foam or fiber filling, which should not be confused with softening or settling during normal use.
3. **Outdoor Furniture Components (Hardware & Mechanisms):** Includes defects to pre-installed components or hardware provided to the customer for assembly such as metal bases, swivel plate mechanisms; for umbrellas, canopy crank mechanism, spring loaded pole pins (for adjusting height); and other components such as bent or stripped threaded leg posts and adjustable levelers. Coverage also includes protection against rust and corrosion on hardware. For missing, damaged, corroded, or misplaced hardware components such as bolts or washers, please contact Customer Service at: 877-967-5362.

This LIMITED ONE-YEAR WARRANTY does NOT cover:

1. Damage due to mishandling during transportation from store or transportation without original protective packaging.
2. Abuse, negligence (product misuse), improper storage, stacking or wear and tear that may result in or from:
 - a. **Wood & Veneer:** Mishandling, prolonged exposure to moisture, peeling or discoloration caused by exposure to moisture or excessive sunlight, heat; splintered, dented or nicked panels, legs or component edges or paint/finish blemishes; or treatment with corrosive chemicals (dyes, inks, paints or harsh cleaning products). **NOTE: As with any outdoor rated wood, the color may fade if left in direct sunlight of inclement weather. Minor cracking may occur with age. These are naturally occurring features of wood and do not affect product performance.**
 - b. **Fabric (Including Sunbrella® Fabrics), Rope, Textilene®, All-Weather Wicker:** cuts, punctures, tears, burns, pet damage, or treatment with corrosive chemicals (dyes, inks, paints or harsh cleaning products), exposure to fire, high heat, water, or prolonged exposure to direct sunlight that may cause splitting, peeling, fraying or discoloration with time.
 - c. **Foam (Cushions):** Flattening, relaxing or settling/softening of foam components that comes with normal use.
 - d. **Hardware Components:** improper installation or misuse/substitution of hardware components not defined in the Assembly Instructions for the product (if applicable)
3. Damage due to prolonged environmental/inclement weather exposure such as direct sunlight, extreme heat, water or extreme humidity, strong winds, any bright light source (natural or artificial), chlorine or saltwater pools, or any environment that the product is not intended for. We HIGHLY recommend storing furniture, umbrellas and cushions with outdoor rated furniture covers and out of direct exposure during the winter or inclement weather events.
4. This warranty is applicable for outdoor furniture products purchased for residential use only.

For additional information on returns, please visit: <https://www.worldmarket.com/category/customer-service/returns.do>

All products sold at World Market are NOT FOR COMMERCIAL USE and are intended for residential use only. Products purchased for commercial use will VOID all warranty provisions as listed above.

Any claims under this LIMITED ONE-YEAR WARRANTY are valid and applicable only as to the original purchaser and must be accompanied by proof of purchase. Warranty claims should be submitted to a World Market store or through World Market Customer Service Call Center, Toll Free at 877-967-5362.

For valid warranty claims, World Market will repair or replace the product, or offer a full or partial credit, in the sole discretion of World Market. This LIMITED ONE-YEAR WARRANTY gives you specific legal rights and you may also have other rights which vary from state to state.

(OUTDOOR FURNITURE 1LW_v1.3_051122)